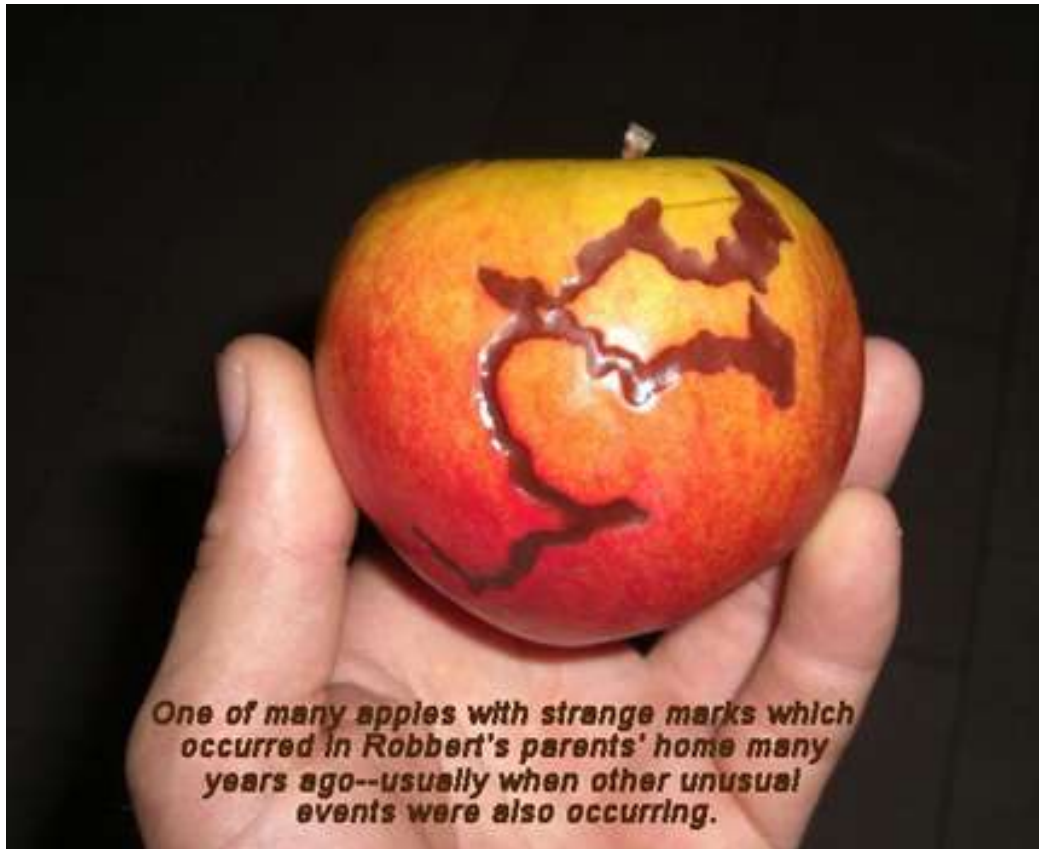


**MARKS APPEAR ON APPLES
TAKEN INTO DUTCH CROP CIRCLES
IN 2013 & 2014**

by
Nancy Talbott
BLT Research Team Inc.
<http://www.bltresearch.com>



***Posting of this report was made possible
through the generosity of
The Lucius O. Farish Research & Education Trust***

By the early 2000s the van den Broeke family in southern Holland had begun finding peculiar brown markings on the skins of fresh apples placed in a fruit-bowl on their kitchen table. On several of my early visits to see Robbert v/d Broeke I saw these marks myself and was told they appeared in apparent relationship to various other anomalous events occurring around Robbert. The marks were only in the skin and, curiously, apples with the marks did not spoil as quickly as the others. The family felt they were caused by the same "spiritual" energies Robbert so often perceives around him, and ate the apples with no harmful effect.

- Part 1: “Doya” -

On July 17, 2013 Robbert had a very special encounter in his apartment which preceded the appearance of unusual marks again appearing on apples. Since childhood he has been visited by a gentle presence he knows as “Doya,” his personal “spiritual guide,” and on this night he suddenly felt her energetic presence for the first time in many years. He was overjoyed to “see” her face again as his living room completely filled with white light.

She told Robbert that a new period had arrived ***“in which many special events will occur”*** and Robbert felt that the subsequent arrival, only four nights later (the night of July 20-21, 2013) of three new crop formations in one night and the message that came to him after her reappearance--that ***“people should take apples into these circles”***--had something to do with “Doya” being present again.

Robbert had told me about her over the years but, until 2008, he was the only person who had ever seen her. He had said she was very gentle and sweet and wears a long white dress—but that was all I knew. Then, one day in October 2008, Robbert and I were driving to Zevenbergen and I suddenly felt to ask him about “Doya”—whether or not she still came to see him? He said he hadn’t seen her recently and we then talked about other things. But as soon as we reached the Zevenbergen field Robbert asked for my camera...and, after one normal photo, “Doya’s” image then appeared repeatedly, in broad day-light in the empty field.



2008 - 2nd shot, "Doya" sequence



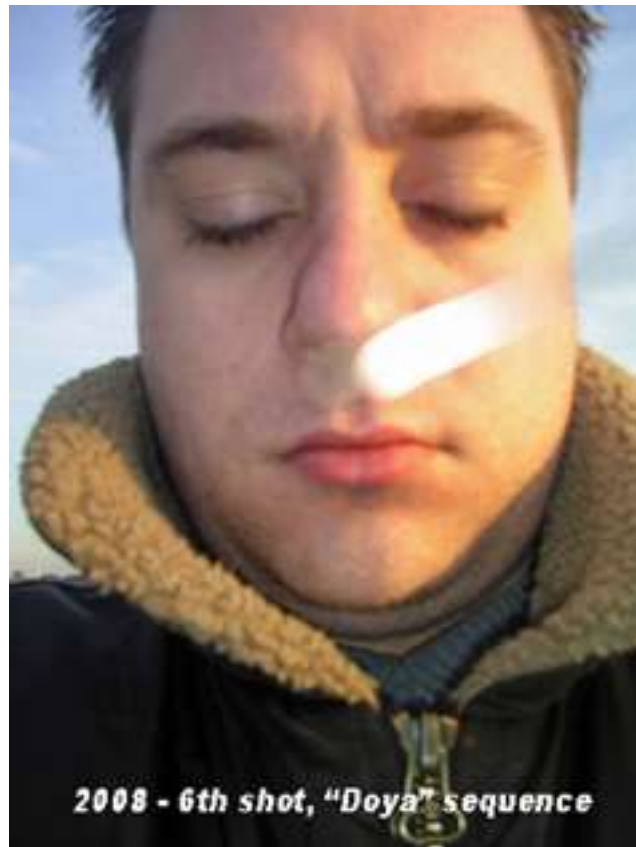
2008 - 3rd shot, "Doya" sequence



In shots #2 and #3 "Doya's" right arm appears bent. Notice also that in shots #3 and #4 her head alter position....and in #4 her right arm is now straightened out. These images appeared only on the camera—Robbert could feel and "see" (in his mind's eye) her presence, but I saw nothing.



Immediately after the 3 photos of "Doya" this big bright light-ball (above) appeared, followed by several photos which show small, more opaque light-balls flying around in front of Robbert's face when he aimed the lens at himself while concentrating on "Doya's" energy.



October, 2008 – Zevenbergen. In the last shot Robbert took that afternoon, he aimed the camera back toward the field & me and diaphanous light-balls appear, seemingly emanating from Robbert's location.



When shots #1 & #3 are compared it is clear that "Doya's" right arm is no longer flexed and her whole body is tilted more to the right.

- 2013: Marks on Apples -

Four nights after "Doya" re-appeared in Robbert's apartment in 2013 he suddenly felt he must go back to a field on the out-skirts of Hoeven where a crop formation had appeared on July 14th. Roy Boschman was visiting Robbert that night and so they drove to the fields together. Upon arrival both men sensed something was "going on" behind the July 14th crop circle, and they decided to walk farther into the field to take a look.

As they walked down the tram-lines past the week-old circle Robbert “saw” (again in his “mind’s eye”) a white spiral descending from the sky, immediately after which he and Roy discovered a lovely new ringed circle with three smaller “satellite” circles. Robbert felt “charged” as he saw the spiral and knew the energy in this circle was “*healing...like all the cells in your body get a makeover*”—**and he then got a “message” that, if people would take apples into this formation, the apples would become “loaded with Divine energy.”**

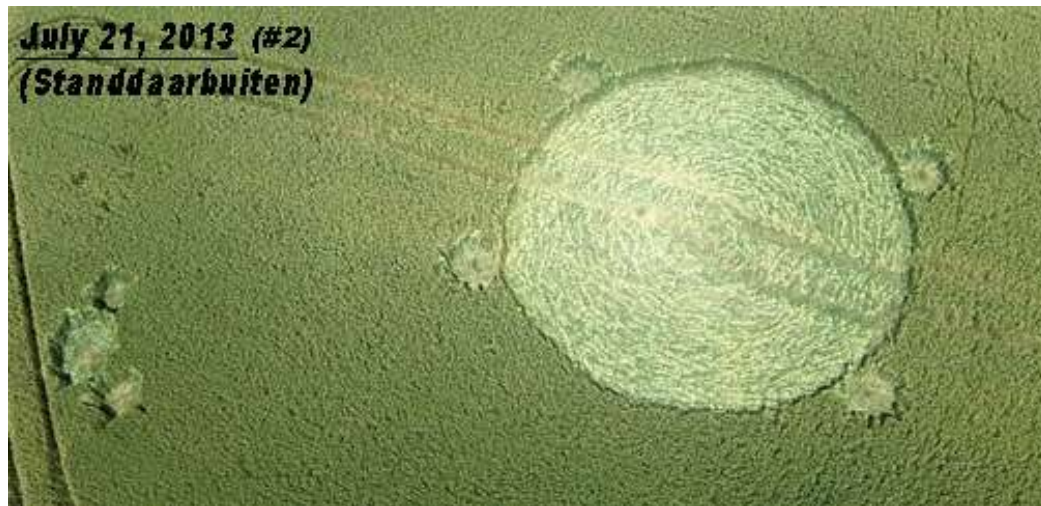


2013 -First of 3 new crop formations that occurred the night of July 20-21, which Robbert “knew” could cause marks to appear on apples.
Photo: Roy Boschman

The “message” (from “Doya”?) continued, indicating that apples taken into this circle should then be taken home and put in fruit-bowls for awhile and that **markings would then appear in the skins of some of them.** Robbert felt that a powerful healing effect could occur for the people who then ate the apples, including the “engraved” skins.

Later that same night the men found two more new crop formations, the second at Standdaarbuiten and another one near Hoeven (see photos, below) and Robbert felt that **people should also take apples** (if possible, Jonagold apples) **with them into all 3 of these formations...**because the marks could then appear.

The people who maintain Robbert’s website posted this message about the apples with the new circle announcements and asked people who did take apples into any of the circles with them to send photos if any marks did appear.



2nd & 3rd new ccs night of July 20-21: The small circles in both of these formations had splayed or "racheted" edges. Photos: R.Sikking, R. Boschman


Many visitors to the three July 21, 2013 crop formations did take apples with them and strange marks did appear—sometimes within a few days, sometimes taking as long as 2 weeks to manifest. One woman, Anneke de Klerk from Oudenbosch, took apples into the 5th, 6th, 7th & 8th Dutch crop circles and reported that marks appeared on her apples several days later, after she'd taken them back to her home.





The marks that appeared on Anneke's apples were all different & all took several days to manifest after she'd taken them into the circles.

Jacqueline Taalman, from Bergen op Zoom, went into two formations, including the Standdarbuiten triangle (#8,below); she said the markings were not rotten spots because "*rotten spots get bigger, whereas the marks on her apple from the circle remained the same, week after week.*"





Ms. Taalman pointed out that the dark marks on this apple (which she took into the Standdaarbuiten triangle) were not “rotten” areas & that her apple also stayed fresh for weeks longer than normal.

Many people told Robbert that their affected apples did not spoil as apples normally do and that when they finally did eat them (in several cases, weeks later) they felt “a certain energy.” No one who ate the marked apples reported any ill effects and many reported experiencing this unusual “energy” after eating them.

One man, Kore Bousie from Gorinchem, had heard about Robbert’s “prediction” but had not yet been able to go to the fields. He did finally get to the July 31st triangle at Standdaarbuiten on August 14th -- **but 2 separate “engravings” appeared on an apple in his home a week before he actually went to the formation.** On August 4th one of his apples, in a bowl in his kitchen, developed a mark—adjacent to which another mark appeared three days later, on August 7th.



Kore Bousie's apple on August 4



***Kore Bousie's apple with 2nd mark
on August 7***

Two separate marks appeared on this apple in Mr. Bousie's kitchen in Gorinchem—a week before he visited any 2013 circles.

Rob Knobbe, of Arnhem, had wanted to visit the circles but was unable to. In spite of this a variety of very dark marks formed on several apples at his home and, after eating one, he also saw it was not rotten inside—the multiple marks were only in the skin. The flesh was untouched and sweet.



2013 - Mr. Knobbe's sliced apple clearly shows the markings are only in the skin and do not impact the flesh (or the taste) of the apples.

These marked apples are an undeniable physical anomaly Robbert could not possibly have caused personally. He had never met most of the people who sent him their photos and many of the marks appeared on apples in people's homes in villages and even nearby countries where he had never been.

These markings also suggest that Robbert's conviction that the same "spiritual energies" he repeatedly experiences and the "messages" he often receives when new circles are coming or during "readings" or when he is obtaining anomalous photos of creatures or deceased people, are also responsible for these marks on the apples -- ***energies originating from a source external to him which not only can--but very clearly does--produce a variety of unexplained, abnormal physical effects in our physical environment.***



2013 – ***Some of the marks which did appear*** on apples taken into the 2013 Dutch circles by many different people.

This "external" energy's impact on our physical reality is evident also in Robbert's "knowing" when & where new circles will form (this witnessed by others: <http://www.bltresearch.com/eyewitness/eyewitness10.pdf>, and <http://www.bltresearch.com/eyewitness/5thEyewitness.pdf>, and also by me: <http://www.bltresearch.com/eyewitness/eyewitness1.php>), as well as in the hundreds of times photographic images of unknown "beings" and deceased people have appeared on any camera Robbert uses.

Robbert's anomalous photographic images have now been professionally documented on videotape repeatedly, by 4 different (two U.S. and two Dutch) filmmakers (<http://www.bltresearch.com/robbert/VideoProof.pdf>).

- Other Significant 2013 Dutch Circle Events -

The third formation in 2013, on May 21st, was foreseen by Robbert and witnessed occurring by both Robbert and his friend Stan—as **it formed in a grass field beneath a flashing UFO and accompanied by two very tall 3-eyed creatures**. For details see the 2nd part of an earlier BLT report: <http://www.bltresearch.com/eyewitness/eyewitness10.pdf> .

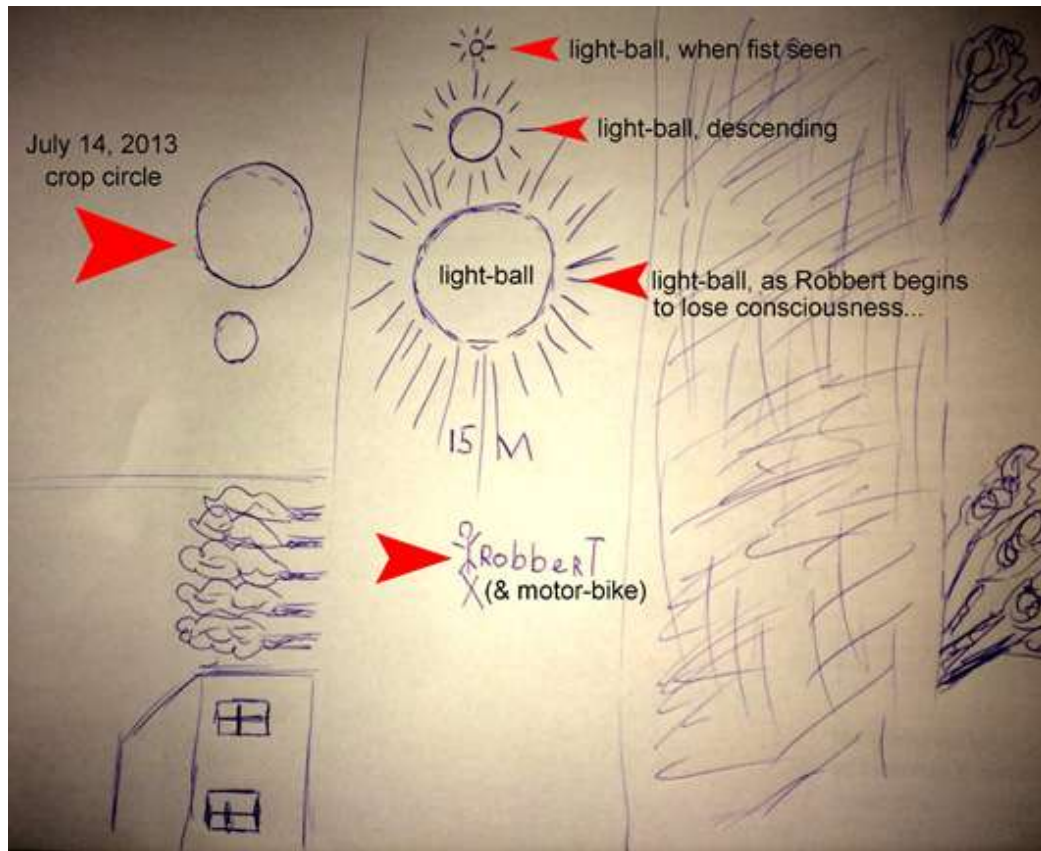


May 21, 2013: Stan's drawing of the "flashing" UFO, the small "metallic-looking" balls & two 3-eyed, very tall creatures he and Robbert saw (**visually**) as new "pictogram" appeared in the grass only meters in front of them (link above).

This was the second time Stan has personally seen a crop circle being formed while he was with Robbert—the first time being in 2008, when he watched a circle being "created" by six swiftly rotating orange light-balls (details also included in the above referenced report).

Then one night in July, 2013 Robbert felt a "heaviness" around him in his apartment and felt he must go outside. As he drove his motorbike toward Hoeven he saw a "star-like" object high in the sky and stopped to watch it, at which point it descended toward him and then turned into a rotating "light-ball" about the size of a soccer ball.

As it got to about 15m above him Robbert got dizzy and disoriented and then felt as if he was "flying" in the air. He apparently passed out because the next thing he knew he was sitting on the flattened wheat in a brand new crop circle close to the road. He tried to stand, but couldn't at first because his legs felt numb, and he could still see the rotating light-ball, now much higher in the sky and rising, until it just "went out."

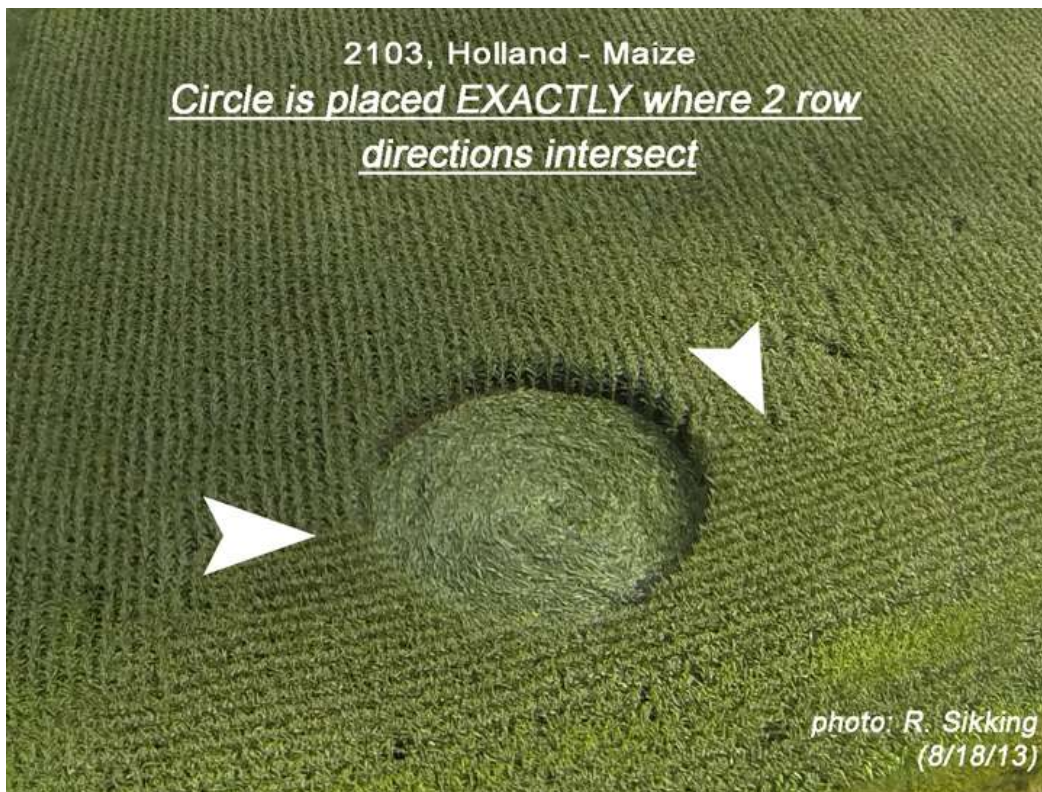


Robbert's drawing of descending "star-like" object which became a rotating light-ball as it got close, causing him to pass out. He awoke in the new crop circle.



The Palingstraat road on the outskirts of Hoeven, where a descending "star-like" object apparently picked Robbert up from his bike and put him down in the new circle, where he regained consciousness.

Two extraordinary Dutch crop circles in maize (corn) also appeared in 2013, both preceded by Robbert's "visions" of a large silvery "UFO-like" object above each field. The lay in both maize circles was spectacular.



August 18, 2013, Hoeven – 15m diameter maize circle placed at precise junction of rows planted perpendicularly. Photo: Yvonne



August 18, 2013 – Spiral "lay" begins along one entire outside edge of circle. Photo: Yvonne



Tassel presence and cob development in flattened stalks shows circle formed at the plants' full growth-stage. Photo: Roy Boschman



August 18, 2013 – 3m-tall maize plants spiraled clockwise, flat to ground.



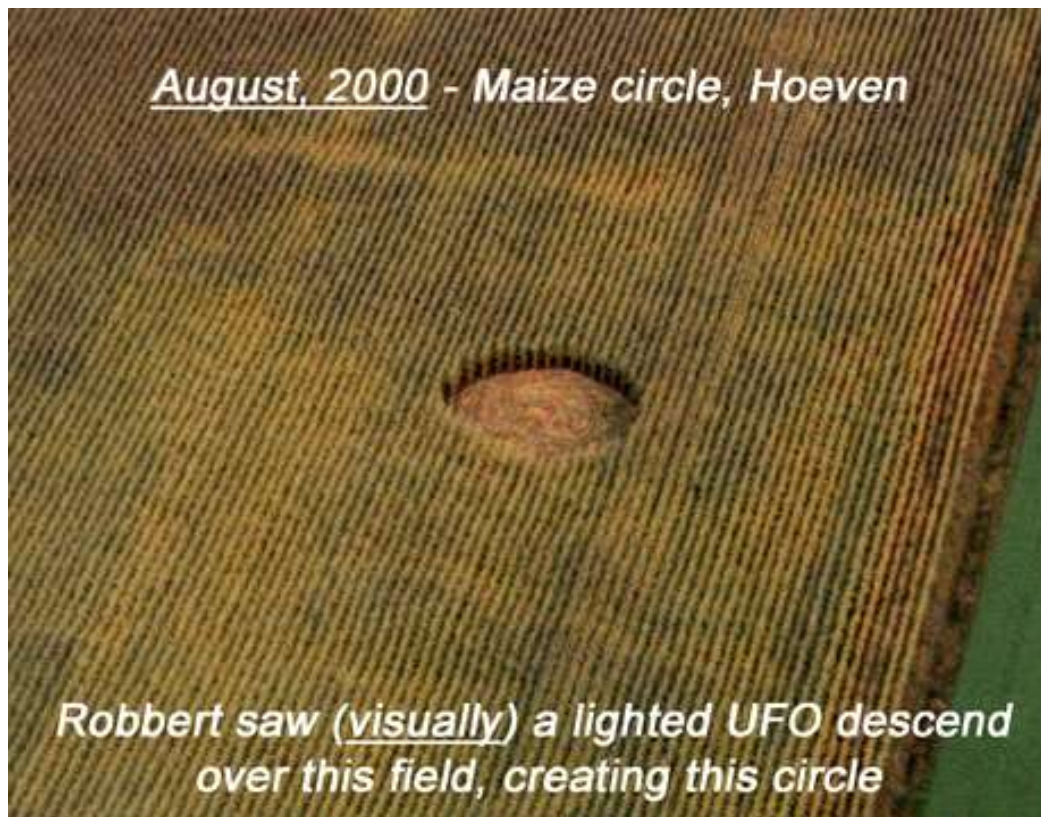
August 18, 2013 - Stalks flattened from brace roots, no scrape marks (photo taken only hours after circle formed). Photos: Roy Boschman

For a week prior to the appearance of the August 18, 2013 maize circle Robbert had “seen” (in his mind’s eye) a large, silvery “UFO-like” object hovering over a corn-field on the Palingstraat in Hoeven and was sure a circle would form there that summer. Late on the night of August 17th this feeling intensified and, as he and Roy drove to this road, Robbert “saw” what he described as a “mother ship” directly over the field, with a column of white light shooting down to the field (similar to the three tubes of light he and I had **visually** seen creating the bean circle behind his house in 2001: <http://www.bltresearch.com/eyewitness/eyewitness1.php>).

And the year before, in August of 2000, Robbert had **visually watched a disc-shaped object with multi-colored lights flashing around it’s perimeter** slowly descending over a maize field not far from his home. It was late afternoon and Robbert, who had been riding his bike along the dike (which is raised up above the field), could see there was no circle in the field when he stopped to watch.

As the flashing object got lower Robbert left his bicycle on the dike and began walking down along the edge of the field until, as he got closer, the fully-grown corn stalks began to obscure the now very low UFO.

He must have then lost consciousness, because his next awareness was of waking up, lying stretched out along one edge of a “still crackling” new crop circle inside the field. It was dark when he awoke and he was a bit frightened, so left the circle quickly and pedaled home.



August, 2000 – Robbert was somehow “transported” from the edge of this field, finding himself lying inside the new circle as he regained consciousness.



August, 2000 – Robbert in maize circle which formed after he **visually watched** a flashing UFO slowly descending over this field.



August, 2000 – Abnormal “exploded” lower stem nodes (circled) & severely twisted thick maize stalk in circle which formed beneath flashing object.

Although in 2000 we (BLT) didn’t yet know that the now commonly-found “exploded” (or “popped”) lower stem nodes in maize circles are abnormal, this fact has since been established. “Breaks” such as these *can occur in the upper nodes of certain hybrids* if specific weather conditions occur at precise growth-stages of the plants... ***but they do not occur in the lower nodes in maize under any known normal growth situation.***

It would take a very sharp machete and a strong arm to cut through the tough lower stems of full-grown corn—and close-up photos of “exploded” or “popped” nodes in maize crop circles show these have not been cut.



8/28/04 - Matsqui, B.C.: “Popped” lower stem nodes found in 174’ ft-long maize (corn) formation (1 circle w/a half-moon circle on either end). Photo: Laurel Konrad



8/21/05 - Coles County, IL: “Popped” or “Exploded” (**clearly not cut**) lower stem node found throughout intricately-laid maize circles. Photo: JoAnne Scarpellini.



9/8/06 – Kickapoo, Illinois: “Popped” node & “U” shaped stalk (upper Left), in which the tissues softened to the point where it bent over in this irregularly-edged formation.
Photo: JoAnne Scarpellini



10/1/07 – Londonsborough, Ontario: Both sections of “exploded” node near base of stalk in 15’-diam. maize circle (in which 2 desiccated & very flat raccoons were also found). Photo: Mervyn Erb

People who know that many of the scientifically-determined abnormal plant changes found in “geometric” crop circles ***have also been found in some cases of non-geometric, “randomly-downed” crop*** may find the following of interest. In a 40-acre cornfield in Chaffee, Missouri in 2008 multiple large areas of non-geometrically-downed corn appeared overnight—the flattened corn being only one variety of three in the field.

The plants were laid from their bases, unusually flat, and lying all in one direction, with the tassels pointing North--across the E/W planted rows—even in the 4-row-wide, straight, 975'-long strip next to the road on the North side. The same “popped” lower nodes were found throughout.



August 24, 2008 – Chaffee, MO: “Popped” lower stem nodes found throughout huge “randomly-downed” areas in maize field.



2008 - Chaffee, MO: Only 1 variety (of 3 in field) of mature maize went down & ONLY in this field (same variety growing also in nearby fields). Lay very tight to ground & all plants laid South to North (toward red roof). Photos: JoAnne Scarpellini

The last 2013 Dutch crop circle was the most elegant maize formation I've seen. At approximately 420 ft. (128m) in length and in 10-12 ft.-tall (3m+) full-grown corn, the lay was astounding. How the force(s) which create these events bend the thick, very tough corn stalks without any marks or breakage is unknown. Mechanical force alone cannot do this.



Sept. 3, 2013 - Approx. 420 ft. maize formation at Bosschenhoofd which Robbert again "saw" forming beneath a hovering UFO. Photo: Ronald Sikking



Sept. 3, 2013 – Mature corn stalks, approx. 3m (10-12 ft.) tall, were softly swirled into a delicate "flower" center in largest (10m diam.) circle. Photo: Roy Boschman

Perhaps most intriguing is the fact that, unlike most maize circles, all of the circles in this formation have been ***laid in a spiral from the center outward***. The “flower” in the center of the largest circle has clearly been flattened last, a unique feature in maize formations--and the lay in all the other circles also begins in the center, rather than spiraling in toward the centers from the perimeter.



Sept. 2, 2013 – Bosschenhoofd “Celtic Cross” in which all 6 circles have been flattened from their centers out to the edge.



9/3/13 – The “flower” in the center of the 10m-diameter center circle has clearly been flattened last, with the center stalks all lying on top of the other plants.

Photos: Roy Boschman

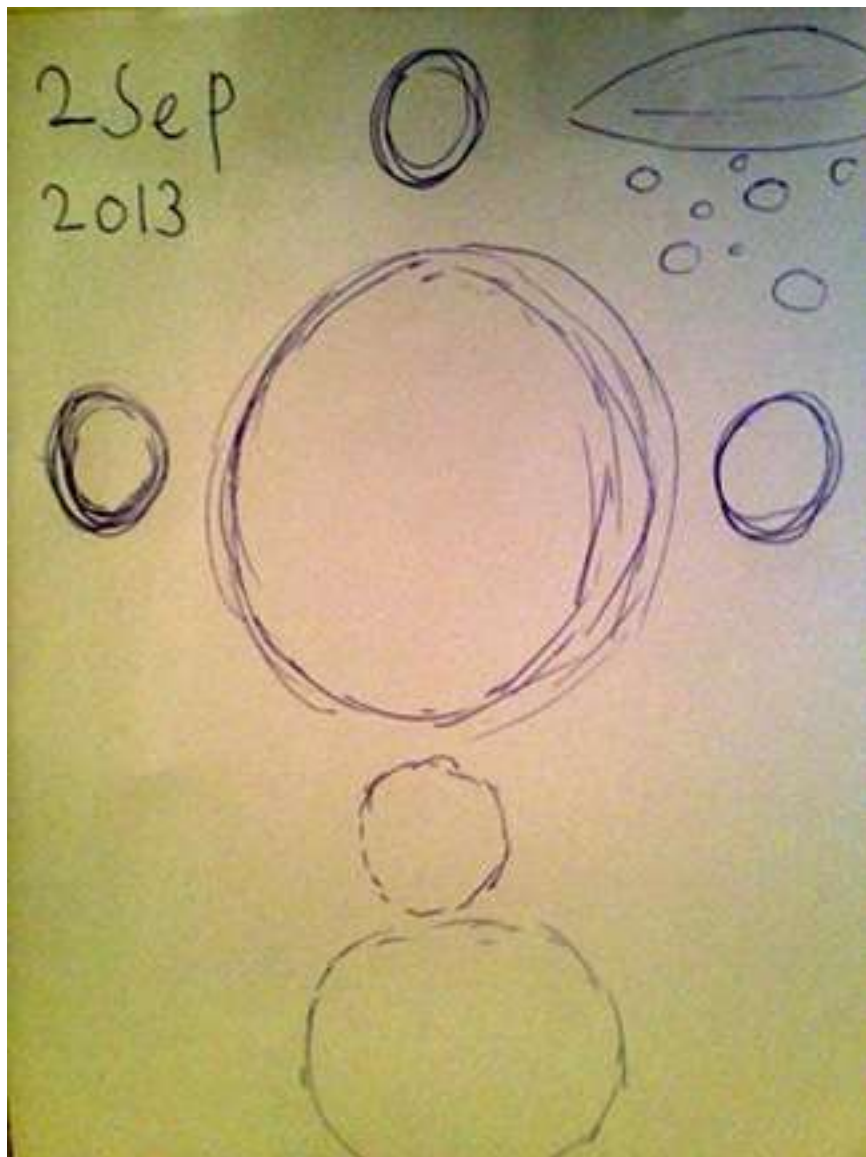
This markedly unusual lay pattern is best seen in the 4m-diameter circles, but is also apparent in the 7.7m one. Because we are able to photograph these formations in Robbert's area within hours of them forming we've been able to document many significant details before they're obscured or compromised by visitors' feet.



9/3/13 – One of the small 4m-diameter circles.
Photos: Roy Boschman

During the evening of Sept. 2-3, 2013 (just prior to the “Celtic Cross” appearing), Robbert and I were talking on skype and we both mentioned we felt another circle was coming...and that (like the August 18th single circle) it would also be in maize. Suddenly Robbert said he felt it was actually coming on this night and that **he was certain it’s design would be “a sort of Celtic Cross.”**

He then said he was experiencing the same intense “vision” he’d told me about several times earlier in the summer—of a large, whitish, hovering “**mothership sort of UFO**” which would be hanging over this field as the formation appeared, and I immediately asked him to draw a picture of what he “saw” in his mind’s eye.



2013 - Robbert's drawing of “Celtic Cross” he “saw” as the design of the Sept. 3rd maize formation—including the UFO & multiple light-balls hovering over the field as it formed.

Roy Boschman was coming to visit Robbert that night anyway but, when he arrived, instead of going to the fields they drove to McDonalds. When

they returned to Robbert's apartment the "vision" returned (sometime between 12 midnight on September 2nd -1:00am September 3rd) and now it included a specific field in Bosschenhoofd--so Robbert then knew exactly where the Celtic Cross would be.

They found the field, which was planted in maize (as Robbert predicted), but because the new circle was set deep into the field it wasn't visible from the road. So Robbert "concentrated" himself again in order to feel the energies more clearly—at which point the men were "pulled, in a sort of trance," directly to it's exact location in the field. When they reached the formation's edge Robbert felt something he described as a "kind of release...like a key turning in a lock," and then got so dizzy he felt he might lose his balance. ***Then the "tingling, electric-like" sensation many people have felt in some crop formations (but usually only in their feet or lower legs) began all over his body.***

The final important detail we have regarding this unique Sept. 3, 2013 Dutch crop circle was provided by Laurel Konrad, a meticulous BLT fieldworker in B.C., Canada, who has investigated and sampled many maize (corn) crop circles in British Columbia over the years.



Laurel Konrad taking soil samples for BLT in a now harvested British Columbia, Canada maize formation.

Unfortunately the people who photograph the Dutch crop circles which appear around Robbert don't have the time to examine the plants in detail, so we've not been able to demonstrate the presence in the more recent

Dutch formations of the visible plant abnormalities I've personally found in many of the earlier circles I've examined in Holland. Of the two clearly visible plant abnormalities regularly found inside crop circles--both of which are caused by nanosecond exposure of the plants to very intense heat--expulsion cavities, if present, are the most obvious.



Expulsion cavities in maize stalks in Aug. 28, 2004 Matsqui, B.C. formation.
BLT fieldworkers have regularly found this abnormality present in U.S.
& Canadian maize circles. Photos: Laurel Konrad

Since I was close to certain the September 3, 2013 Dutch corn formation deserved closer scrutiny I sent the best photos I had to Laurel, and she took a close look at them. Although the original photos are not as good as we'd like Laurel's practiced eye spotted expulsion cavities repeatedly.



Expulsion Cavity A



Expulsion Cavity B



One of the 4m-diameter circles in the Sept. 3, 2013 Dutch "Celtic Cross" in which Laurel spotted multiple expulsion cavities. Graphic: Laurel Konrad

D & E show node "pancaking"



Laurel also pointed out the abnormal flattening or "pancaking" of nodes regularly seen interspersed in formations where expulsion cavities are also present.

Expulsion Cavity C



Expulsion Cavity F



Expulsion cavities at locations "C" and "F" in 4m-diameter circle in Sept. 3, 2013
Dutch "Celtic Cross." Graphic: Laurel Konrad

Ms. Konrad found both expulsion cavities and the abnormally flattened or "pancaked" nodes throughout all of the circles in this remarkable maize formation. These holes, which are blown out at various nodes along the maize stalks, are a clear indication that the plants had been exposed to very intense, but very brief, heating--which causes the moisture inside the stalks to instantly turn to steam.

Since the external fibers of these stalks are tough the expanding steam has nowhere to go and, so, creates these holes as it explodes outward.

No rational person, if factually informed and also sincere, can avoid the recognition that something none of us fully understands is happening in Holland. And that its locus is Robbert van den Broeke.

For more photos of the Dutch circles see BLT reports in the *Crop Circle Connector* archives (<http://www.cropcircleconnector.com/2014/2014.html>) or on Robbert's website: <http://www.robberbvandenbroeke.nl/home>.



2013 - Robbert (with anomalous brilliant light-ball at his back) & visitors in the ringed circle formation at Hoeven. Photo: Jeanne Stolzenbach (*cropped ONLY*).

Also see multiple other, in-depth reports about the huge variety of anomalous events constantly occurring around Robbert, posted beneath the intro to his case on the BLT website:
<http://www.bltresearch.com/robbert.php>

Our thanks to the many people who helped make this report possible, in particular Mervyn Erb, Canadian Crop Consultant; BLT fieldworkers JoAnne Scarpellini and Laurel Konrad; Stan Pluijmen; Dutch circle photographers Yvonne, Ronald Sikking & Roy Boschman; everyone who sent in their apple photos; & Jeanne Stolzenbach.

***** Part 2: Marked Apples & Dutch Crop Circles in 2014 *****
coming soon

© 2015 BLT Research Team Inc. All Rights Reserved. Re-publication of any images or text without written permission from Nancy Talbott is unlawful.